
























# DELTA



- Ⓡ GARDE CORPS ETAGE DROIT
- Ⓡ BORSTWERING
- Ⓡ STRAIGHT BALUSTRADE
- Ⓡ BRÜSTUNGSGELÄNDER GERADE
- Ⓡ GUARDACUERPOS
- Ⓡ GARDA DE CORP LA ETAJ DREAPTA



 $\varnothing 50 \times 952 \text{ mm}$ B1	1 Stk - 931261
 $\varnothing 50 \times 400 \text{ mm}$ B1a	3 Stk - 932129
 $\varnothing 22 \times 175$ B2	2 x - 932159
 $\varnothing 22 \times 840 \text{ mm}$ B3	8 x - 932118
 M8x1000 mm B4	1 x - 930706
 M10 B5	9 x 933128
 B5a	9 x - 933127
 B6	8 x - 932031
 B7	3 x - 930623
 B8	8 x - 931217
 B9	4 x - 932137
 $\varnothing 12 \text{ mm}$ B10	9 x - 930687
 $\varnothing 35 \text{ mm}$ B11	2 x - 932138

 M8 DIN 934 B12	2 x - 930233
 M5 DIN 934 B13	8 x - 930231
 M8 DIN 6334 B14	1 x - 930679
 M6 DIN 562 B15	6 x - 932142
 M8 x 80 mm B16	1 x - 932144
 M10 x 100 mm B16a	9 x - 930882
 $\varnothing 10 \text{ mm}$ B17	1 x - 930304
 M5 x 20mm DIN 7991 B18	8 x - 932139
 M6 x 6mm DIN 914 B19	6 x - 932141
 $\varnothing 3,9 \times 16 \text{ mm}$ DIN 7504P B20	16 x - 932140
 $\varnothing 30 \text{ mm}$ M10 DIN 9021A B21	2 x - 933131
 $\varnothing 16 \text{ mm}$ M8 DIN 125A B22	2 x - 930680

